

How to apply?

Candidates applying for the Various Ph.D. courses at University of Mysore (UoM) are required to apply only through the UoM website: <http://www.uni-mysore.ac.in>. No other Means/Mode of application will be accepted.

Before proceeding to filling up the Online Application, the candidates should have scanned image of their (a) Photograph (b) Signature & (c) Category Certificate (if applicable) in CD/DVD/Pen drive as per their convenience. These documents will be required for uploading and submission of your Online Application.

A valid **E-mail** and **Mobile Number** is mandatory for the registration of your Online Application. This **E-Mail and Mobile number should be kept active till the declaration of results**. UoM will send important information with regard to your application and examination on this registered E-Mail/Mobile number.

Please note that after the final submission all the particulars mentioned in the online application including Name of the Candidate, Subject(s) Applied, Category, Date of Birth, Address, Email ID etc. will be considered as Final and NO further modifications will be allowed/entertained.

After receiving your Candidate ID and Password on mail you will not be able to edit certain fields of the Online Application. Candidates are hence requested to fill in the online application form with the utmost care as no correspondence regarding change of details will be entertained

IMPORTANT STEPS TO BE FOLLOWED TO FILL THE ONLINE APPLICATION :

Step 1: Candidates are first required to go to the UoM website <http://www.uni-mysore.ac.in/> and click on the link “Online Application for Ph.D. Eligibility Examination, March 2015”

Step 2: You will be directed to the Main Page of Ph.D. Eligibility Examination March 2015. Make a note of the Important Dates and Eligibility Criteria.

Ph.D. Eligibility Examination

Eligibility Criteria
Go through complete document before starting with Registration

How To Apply **Eligibility Criteria** **Notifications** **Syllabus for Examination**

Login

Candidate ID:
Password:
Login
In case you have not registered yet, click [here](#) to register

Refer the Important dates

IMPORTANT DATES	
Start date for Online Registration	20 February 2015
Last date for Online Registration	5 March 2015
Start date for Online Application	20 February 2015
Last date for Online Application (in all respects)	7 March 2015
Start date for Download of Hall Ticket	21 March 2015
Last Date for Download of Hall Ticket	28/29 March 2015
Examination date	28/29 March 2015

Help Desk Details
For any queries related to the Ph.D. Eligibility Examination
Contact the University of Mysore on-0821-2419447, 2419410, 2419615, 2419438
The Help Desk will be available from 20th February, 2015 till 29th March, 2015 from 10:00 AM to 05:00 PM.

Version 9.01.00

Step 3: If you are a first time user, you will have to first register by clicking on the link provided for registration.

Ph.D. Eligibility Examination
March, 2015

Main Page

How To Apply | Eligibility Criteria | Notifications | Syllabus for Examination

Login

Candidate ID:
Password:

[New Registration](#)
Click here to Register your self

In case you have not registered yet, click here to register.

IMPORTANT DATES	
Start date for Online Registration	20 February 2015
Last date for Online Registration	5 March 2015
Start date for Online Application	20 February 2015
Last date for Online Application (in all respects)	7 March 2015
Start date for Download of Hall Ticket	21 March 2015
Last Date for Download of Hall Ticket	28/29 March 2015
Examination date	28/29 March 2015

Help Desk Details
For any queries related to the Ph.D. Eligibility Examination
Contact the University of Mysore on-0821-2419447, 2419410, 2419615, 2419438
The Help Desk will be available from 20th February, 2015 till 29th March, 2015 from 10:00 AM to 05:00 PM.

Version 9.01.00

Complete your registration by filling in your Name, Email id and Mobile number.

Ph.D. Eligibility Examination
March, 2015

University of Mysore PhD Entrance Exam 2015

Note: Kindly use Internet Explorer (version 9 to 11) or Mozilla Firefox (14 to 34) or Google Chrome (20 to 36) to fill the Application Form.
On successful registration you will receive the "CANDIDATE ID" and "PASSWORD" on your registered email / mobile. Use this to fill your online application form.
To go to the "Main Page" of University of Mysore PhD Entrance Exam 2015 - [Click Here](#)

Registration Form

Note: Please enter your name as per your 10th standard marksheet.
You will not be allowed to amend the data that you have filled after registration.

*Name of the applicant: (First Name) (Middle Name) (Last Name)

*Email ID:
*Confirm Email ID:
*Mobile No:
*Confirm Mobile No:
(Enter your 10 digit without prefixing 0)

Declaration

I hereby declare that the above information is true to the best of my knowledge. I am aware that University of Mysore will be sending important information of the PhD Entrance Exam 2015 on my registered details.

Please enter the letters displayed in the image below.
If the image is not clear, click on "Can't read the text? Get a new image?"

3yqnswm

I type the text shown in the image above, using 7 characters. No spaces, capital characters. No UPPERCASE.

Version 9.01.00

Enter the Name and Contact details

Click on Submit to Register your self

On successful registration, you will receive your Candidate ID and Password on your registered Email and Mobile No.

Please Note: Subsequent to receiving your Candidate ID and Password, you will not be able to edit your Name, Email and Mobile Number. In Case you need to change these fields then you will have repeat Step 1 to 3 and obtain a new Candidate ID and Password.

Step 4: If you have received your Candidate ID and Password, login from the Main Page using your Candidate ID and Password.

Ph.D. Eligibility Examination
March, 2015

Main Page

[How To Apply](#) [Eligibility Criteria](#) [Notifications](#) [Login](#)

Login

Candidate ID:

Password:

[Login](#)

[In case you have not registered yet, click here to register](#)

IMPORTANT DATES	
Start date for Online Registration	20 February 2015
Last date for Online Registration	5 March 2015
Start date for Online Application	20 February 2015
Last date for Online Application (in all respects)	7 March 2015
Start date for Download of Hall Ticket	21 March 2015
Last Date for Download of Hall Ticket	28/29 March 2015
Examination date	28/29 March 2015

Help Desk Details

For any queries related to the Ph.D. Eligibility Examination
Contact the University of Mysore on-0821-2419447, 2419410, 2419615, 2419438
The Help Desk will be available from 20th February, 2015 till 29th March, 2015 from 10:00 AM to 05:00 PM.

Version 9.01.00

After logging in with your Candidate ID and Password you can:

- **View** your partially submitted application,
- **Edit** your application information (except some fields) by clicking on the **"Edit"** button, and
- **Upload** the mandatory documents like scanned photograph, signature and category certificate (if applicable).

The screenshot shows the 'Application Form' page for the Ph.D. Eligibility Examination, March 2015. The University of Mysore logo is on the top left. A callout bubble on the top right says 'Click on Edit to Access the Application form'. Below the header, there are 'Edit' and 'Logout' buttons. A note states: 'Note : Kindly check if the Application seq no. is same as the candidate id sent to you on ur Email Id/Mobile Number. Kindly Click on Edit button to proceed.' The 'Application Form' tab is selected. Under 'Personal Details', the following information is displayed:

Application Seq No:	1000005
Applicant Name:	S B K
Email:	sumant.kulkarni@tcs.com
Mobile no:	9740642698

Version 9.01.00

Fill your (a) Personal Details (b) Qualification details and (c) Examination Details. Notes, Instructions and Important Links will guide you to fill the application accurately. Please read them carefully.

This screenshot shows the same application form interface but with a navigation bar at the bottom and a central warning message. The navigation bar has four tabs: 1 Personal Details, 2 Qualification Details, 3 Examination Details, and 4 Final Submission. A callout bubble in the center says: 'Enter Personal Details, Qualification Details, Examination Details and Final Submission. Ensure to refer Eligibility Criteria before filling the details to ensure details are correct.' Below the bubble, a note states: 'Note: Kindly use Internet Explorer(version 9 to 11) or Mozilla Firefox(20 to 50) or Google Chrome(20 to 50) to fill in the Application Form. Fill in the details and click on Save to save data, Save & Continue to proceed. Use Mouse to move between fields for entry of data instead of using Tab Key. Fields marked with * are mandatory.'

Step 5: After filling in all your mandatory details, click on “Preview Application” to view your filled application and verify the details entered by you.

This is also one last chance for you to edit the information in your application except you will not be able to edit your Name, Email and Mobile Number.

Declaration

I hereby declare that the particulars furnished above are true to the best of my knowledge and if any information is found to be false or incorrect at any stage, I understand that my candidature will stand cancelled and I shall abide by the actions and decisions taken by the University of Mysore.

☐ I Agree

[Save](#) [Preview Application](#) [Submit](#)

Version 9.01.00

Click on Preview Application to view the details filled by you.

Click on **Submit** to generate Challan.

Click on the “Submit” button to save your application and to proceed to downloading your Challan.

Step 6: On the Main Page of “Ph.D. Eligibility Examination March 2015”, login using the Candidate ID and Password which you received on your E-Mail / Mobile, Click on “Download Challan” to download and print your uniquely generated Bank Challan (pdf file). This bank challan will be in triplicate copies marked as “Bank Copy”, “University Copy” and “Candidate Copy”.

Note: - Your Bank Challan is a uniquely generated document which is pre-filled with your Name, Reference Number and the Fees payable . Please do not use any other challan like using your friend's challan and/or photocopying any other candidates challan and/or using the challans available at the banks, etc. to pay your fees. UoM will not entertain your request for reconciliation in this regard.

Ph.D. Eligibility Examination
March, 2015


[Click here to download Challan](#)

Note : Please download your uniquely generated challan successfully. Kindly Click Edit button on the top right side of this page to proceed with updating the challan details. Click [here](#) to view the list of SBM branches where the challan can be submitted.

[Application Form](#) [Download Challan](#)


Personal Details

Application Seq No:	1000003
Applicant Name:	S B K
Parent's Name:	B S K
DOB(dd/MM/yyyy):	01/02/1984
Gender:	Male
Email:	sumant.kulkarni@tcs.com




Step 7: Pay the relevant fees in Cash at any Branch of SBM. The Bank will retain the “Bank Copy” and will give you back the acknowledged copies of “University Copy” and “Candidate Copy”. **Please safe keep the “University Copy” required as Mandatory Document along with your admit card for appearing for the online examination.** The Bank will also mention the Branch Name, Branch Code and the Journal Number on the “University Copy” and “Candidate Copy”. Please make a note of the Journal Number, Date of Deposit, Branch Name and the Bank Branch Code as you will require to upload this information in your Online Application for Final Submission.

Step 8: On the Main Page of “Ph.D. Eligibility Examination March 2015”, login using the **Candidate ID** and **Password** which you received on your E-Mail/ Mobile and click on “Edit” button.



Ph.D. Eligibility Examination

March, 2015



Click on Edit to enter Bank Details


Edit
Logout

Note : Please download your uniquely generated challan. Application form has been Saved successfully. Kindly Click Edit button on the top right side of this page to proceed with updating the challan details. Click [here](#) to view the list of SBM branches where the challan can be submitted.


Application Form

Download Challan

Personal Details


Application Seq No:	1000003	
Applicant Name:	S B K	
Parent's Name:	B S K	
DOB(dd/MM/yyyy):	01/02/1984	
Gender:	Male	
Email:	sumant.kulkarni@tcs.com	

Enter the details of (a) Journal No (b) Date of Deposit (c) Branch Name and (d) Branch Code and upload the scanned image of your Paid Bank Challan (Candidate Copy), from your CD/DVD/Pen drive as stored per your convenience.



Ph.D. Eligibility Examination

March, 2015



Application Form

Logout

Note: Kindly use Internet Explorer(version 9 to 11) or Mozilla Firefox(14 to 34) to fill in the details and click on Save to save data, Save & Continue to proceed. Use Tab Key to move from one field to another instead of using Tab Key.


1 Final Submission

Fee Submission Details

*Branch Code

*Journal No.

*Please upload scanned copy of Challan here



Get New Image

Type the text shown in the image above.
Enter 7 characters. No spaces.
No special characters. No UPPER CASE.

Help

*Branch Name

*Date of Deposit

Declaration

I hereby declare that the particulars furnished above are true to the best of my knowledge and if any information is found to be false or incorrect at any stage, I understand that my candidature will stand cancelled and I shall abide by the actions and decisions taken by the University of Mysore.

I Agree

Save

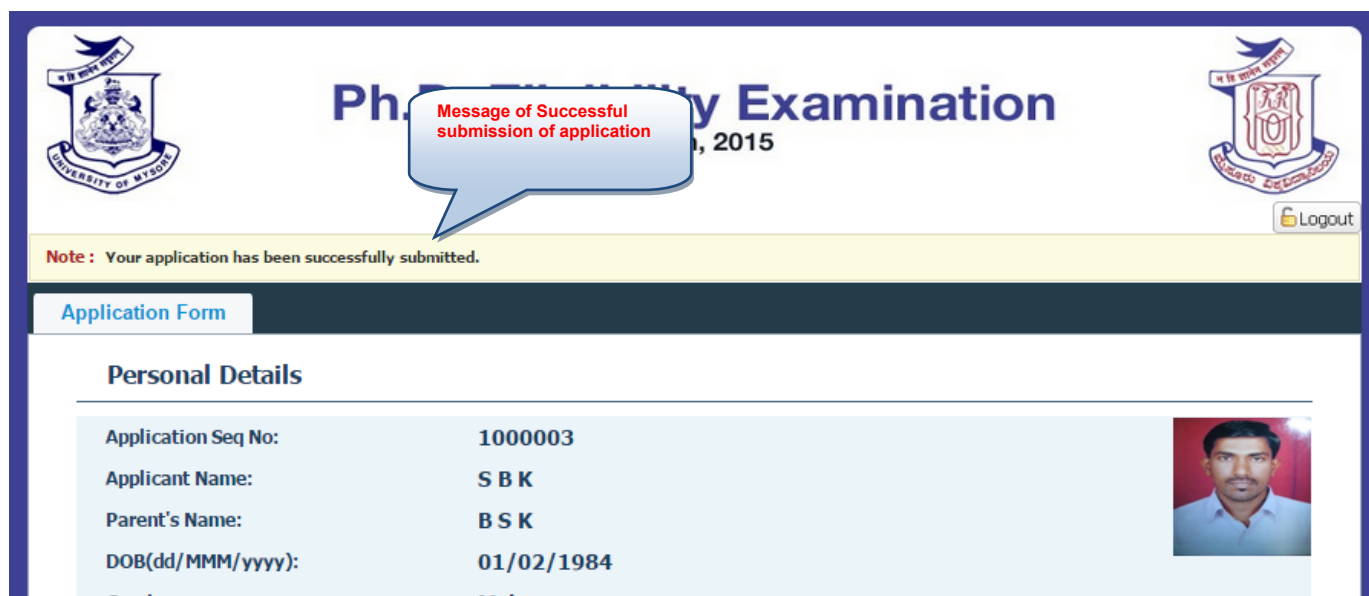
Submit

Version 9.01.00

Enter Bank details here carefully and Upload the Candidate Scan copy

Complete the Final Submission by clicking on Submit.

Step 9: Submit your application and receive the “Application Successfully Submitted” message. You can now only “View” and/or “Print” your submitted Online Application.



The screenshot shows the 'Ph.D. Eligibility Examination, 2015' portal. At the top, there are two university logos and a central title. A blue speech bubble with red text says 'Message of Successful submission of application'. Below this, a yellow banner contains the note: 'Note : Your application has been successfully submitted.' A 'Logout' button is in the top right. The main section is titled 'Application Form' and contains a 'Personal Details' table. To the right of the table is a candidate's photo.

Personal Details	
Application Seq No:	1000003
Applicant Name:	S B K
Parent's Name:	B S K
DOB(dd/MM/yyyy):	01/02/1984
Gender:	Male

Step 10: On the Main Page of “Ph.D. Eligibility Examination March 2015”, login using the Candidate ID and Password which you received on your E-Mail/Mobile and take a printout of your submitted application. Keep a copy of the submitted application for your reference and safe keep. You will need to carry this copy during counseling.

NOTE :

1. PLEASE FILL YOUR APPLICATION WITH UTMOST CARE.
2. TAKE CARE TO UPLOAD THE RIGHT DOCUMENTS FOR YOUR PHOTOGRAPHS, SIGNATURE AND CHALLAN.
3. IF YOU UPLOAD WRONG DOCUMENTS OR WRONGLY UPLOAD DOCUMENTS IN WRONG PLACE; Ex: Photo instead of challan and/or signature instead of photo THEN YOU WILL HAVE TO RE-APPLY YOUR ONLINE APPLICATION AGAIN.
4. YOUR APPLICATION NUMBER IS AUTO-GENERATED & IS SAME AS YOUR UNIQUE CHALLAN NUMBER. PLEASE ENSURE THAT YOU DONT CREATE A NEW APPLICATION & USE A DIFFERENT CHALLAN NUMBER FOR UPLOAD.