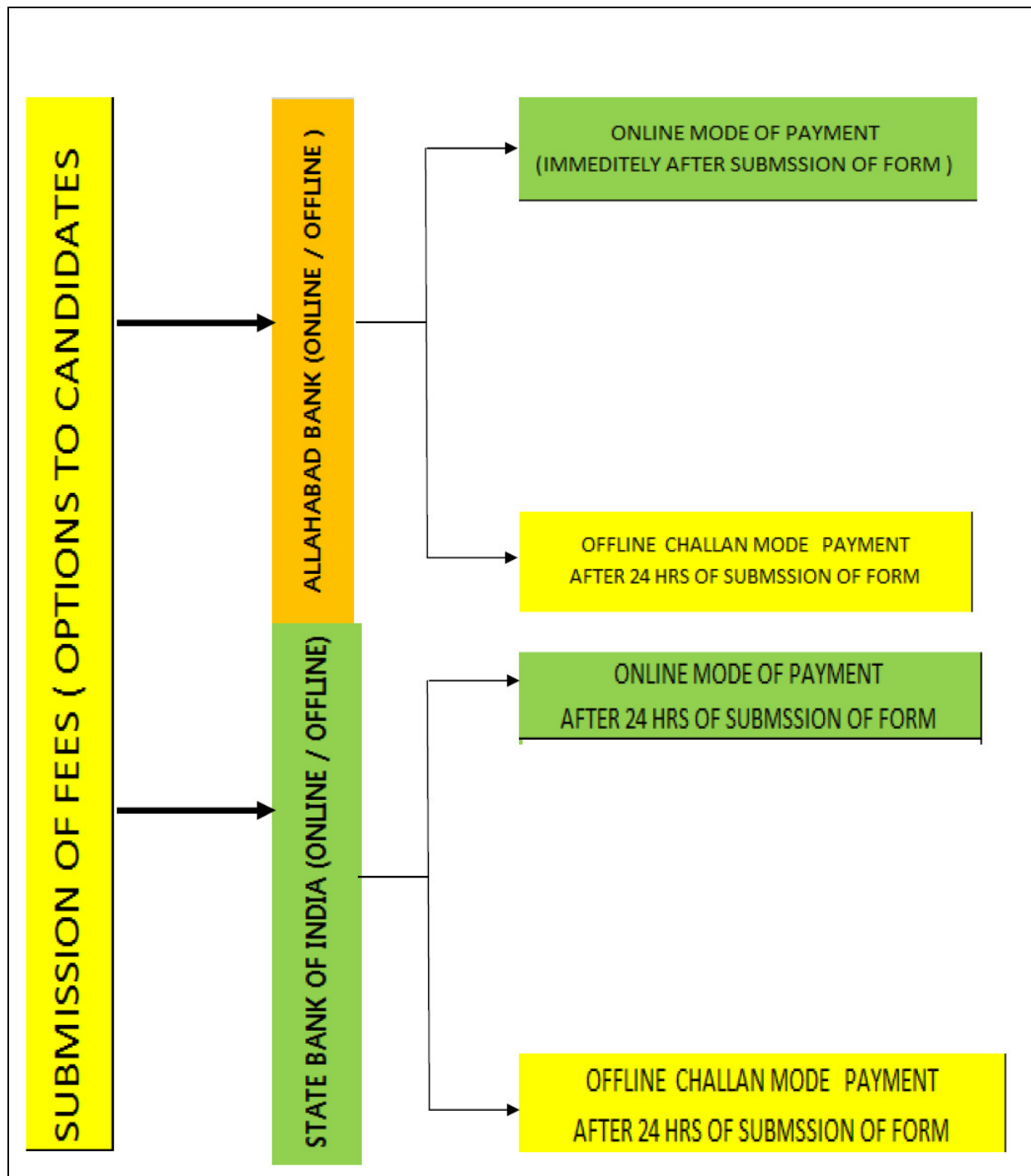




FEE SUBMISSION PROCESS (शुल्क जमा करने की विधि)





<p>अभ्यर्थी निम्न में से किसी एक विकल्प का चयन फीस जमा करने हेतु कर सकते हैं।</p>	<p>विकल्प-1 इलाहाबाद बैंक आनलाइन/आफलाइन भुगतान प्रक्रिया। आनलाइन प्रक्रिया हेतु अभ्यर्थी पेमेन्ट गेटवे पर जाकर भुगतान की प्रक्रिया का सम्पादन करेंगे। आफलाइन प्रक्रिया हेतु अभ्यर्थी चालान डाउनलोड करने के पश्चात इलाहाबाद बैंक की शाखा में फीस जमा करा सकता है। छात्रों को भविष्य में संदर्भ हेतु चालान की कापी रखने की सलाह दी जाती है।</p>
	<p>विकल्प-2 भारतीय स्टेट बैंक आनलाइन/आफलाइन भुगतान प्रक्रिया में अभ्यर्थी फीस का भुगतान ए0टी0एम0 कम डेबिट कार्ड/क्रेडिट कार्ड/नेट बैंकिंग/चालान (केवल एस0बी0आई0) भारतीय स्टेट बैंक की वेबसाइट द्वारा/कैश काउन्टर पर अगले कार्य दिवस पर कर सकते हैं।</p>



Joint Entrance Examination Council
Uttar Pradesh



If candidate has opted for STATE BANK OF INDIA MODE OF PAYMENT



FOLLOW THE FOLLING PROCESS TO MAKE PAYMENTS स्टेट बैंक के माध्यम से फीस जमा करने के लिए निम्नलिखित निर्देशों का पालन करें

STEP 1

Click on the link given below (नीचे दिए गए लिंक पर क्लिक करें) :-

<https://www.onlinesbi.com/prelogin/icollecthome.htm?corpID=378123>

After clicking on this link page given below will appear (लिंक पर क्लिक करने के पश्चात नीचे दिया गया पेज प्रस्तुत होगा)

State Bank Collect

STATE BANK OF INDIA [IN] <https://www.onlinesbi.com/prelogin/icollecthome.htm?corpID=378123>

Products & Services Know More

STATE BANK COLLECT
A MULTI-MODAL PAYMENT PORTAL

DISCLAIMER CLAUSE

डिस्क्लेमर क्लॉज हिंदी में देखने हेतु [यहां क्लिक करें](#).
[Click here to view the disclaimer clause in Hindi.](#)

Terms Used:

- ▶ Corporate Customer: Firm/Company/Institution (F/C/I) collecting payment from their beneficiaries.
- ▶ User: The beneficiary making a payment to F/C/I for the services/goods availed.
- ▶ Bank shall not be responsible, in any way, for the quality or merchantability of any product/merchandise or any of the services related thereto, whatsoever, offered to the User by the Corporate Customer. Any disputes regarding the same or delivery of the Service or otherwise will be settled between Corporate Customer and the User and Bank shall not be a party to any such dispute. Any request for refund by the User on any grounds whatsoever should be taken up directly with the Corporate Customer and the Bank will not be concerned with such a request.
- ▶ Bank takes no responsibility in respect of the services provided and User shall not be entitled to make any claim against the Bank for deficiency in the services provided by the Corporate Customer.
- ▶ The User shall not publish, display, upload or transmit any information prohibited under Rule 3(2) of the Information Technology (Intermediaries guidelines) Rules, 2011.
- ▶ In case of non-compliance of the terms and conditions of usage by the User, the Bank has the right to immediately terminate the access or usage rights of the User to the computer resource of the Bank and remove the non-compliant information.

☐ I have read and accepted the terms and conditions stated above.
(Click Check Box to proceed for payment.)

Proceed

© Copyright 2013 OnlineSBI Privacy Statement | Disclosure | Terms of Use

Address Desktop 1:12 PM 1/30/2015




Joint Entrance Examination Council Uttar Pradesh



STEP 2

Click on the check box appearing at the bottom of the page & then click on **PROCEED** (नीचे दिए गए चेक बाक्स पर क्लिक करने के पश्चात **PROCEED** बटन पर क्लिक करें) :-



DISCLAIMER CLAUSE

डिस्क्लेमर क्लॉज हिंदी में देखने हेतु यहां क्लिक करें.

[Click here](#) to view the disclaimer clause in Hindi.

Terms Used:

- ▶ **Corporate Customer:** Firm/Company/Institution (F/C/I) collecting payment from their beneficiaries.
 - ▶ **User:** The beneficiary making a payment to F/C/I for the services/goods availed.
 - ▶ Bank shall not be responsible, in any way, for the quality or merchantability of any product/merchandise or any of the services related thereto, whatsoever, offered to the User by the Corporate Customer. Any disputes regarding the same or delivery of the Service or otherwise will be settled between Corporate Customer and the User and Bank shall not be a party to any such dispute. Any request for refund by the User on any grounds whatsoever should be taken up directly with the Corporate Customer and the Bank will not be concerned with such a request.
 - ▶ Bank takes no responsibility in respect of the services provided and User shall not be entitled to make any claim against the Bank for deficiency in the services provided by the Corporate Customer.
 - ▶ The User shall not publish, display, upload or transmit any information prohibited under Rule 3(2) of the Information Technology (Intermediaries guidelines) Rules, 2011.
 - ▶ In case of non-compliance of the terms and conditions of usage by the User, the Bank has the right to immediately terminate the access or usage rights of the User to the computer resource of the Bank and remove the non-compliant information.
- ☒ I have read and accepted the terms and conditions stated above.
(Click Check Box to proceed for payment.)

Proceed



Joint Entrance Examination Council Uttar Pradesh



STEP 3

After clicking on **Proceed** below given page will appear select **POLYTECHNIC-2015** "from select payment category" then Enter your **Application no. & Date of Birth (DDMMYYYY FORMAT ONLY)** & then click on **"SUBMIT"** (**Proceed** करने के पश्चात भुगतान श्रेणी में **POLYTECHNIC-2015** चयन करें तथा अपनी आवेदन संख्या एवं **जन्म तिथि (केवल DDMMYYYY फॉर्मेट में)** दर्ज करने के पश्चात **"SUBMIT"** पर क्लिक करें)

State Bank of India

STATE BANK OF INDIA [IN] <https://www.onlinesbi.com/prelogin/donationdisplayfeepaymentdetails.htm>

State Bank Group

Exit

State Bank Collect State Bank MOPS Pay EPFO

You are here: State Bank Collect > State Bank Collect

State Bank Collect

Confirm NEFT Txn
Reprint Remittance Form
Payment History

State Bank Collect

29-Jan-2015 [08:11 PM IST]

JOINT ENTERANCE EXAMINATION (POLYTECHNIC) - 2015

1 GURU GOVIND SINGH MARG BANSMANDI CHAURAH CHARBAGH LKO., LUCKNOW-226001

Provide details of payment

Select Payment Category * POLYTECHNIC-2015

Mandatory fields are marked with an asterisk (*)

Enter APPLICATION NO. * 9999001

Enter DOB ddmmyyyy * 01012001

Submit

Mandatory fields are marked with an asterisk (*)
The payment structure document if available will contain detailed instructions about the online payment process.
Date specified (if any) should be in the format of 'ddmmyyyy'. Eg., 02082008

© Copyright OnlineSBI

Privacy Statement | Disclosure | Terms of Use



Joint Entrance Examination Council Uttar Pradesh



STEP 4

After clicking on **SUBMIT** below given page will appear. Fill all the required details appearing on the page & click on **SUBMIT** button on that page (**SUBMIT** करने के पश्चात अपेक्षित जानकारी प्रदान करें तत्पश्चात **SUBMIT** पर क्लिक करें)

State Bank of India x

STATE BANK OF INDIA [IN] <https://www.onlinesbi.com/prelogin/suvidhaparamdisplay.htm>

Reprint Remittance Form
Payment History

JOINT ENTRANCE EXAMINATION (POLYTECHNIC) - 2015

1 GURU GOVIND SINGH MARG BANSMANDI CHAURAH CHARBAGH LKO., LUCKNOW-226001

Provide details of payment

Select Payment Category * POLYTECHNIC-2015

APPLICATION NO. * 9999001

NAME OF APPLICANT * RAM

NAME OF FATHER * DASHRATH

DOB ddmmyyyy * 01/12/2001

MOBILE NO. * 9123456789

APPLICATION FEE * 1

Remarks

Please check your Application Status at jeecup website after next working day of depositing

For any assistance, please dial 1800-120-1711, 1800-212-5711 or email to helpdesk@jeecup.org

Please enter your Name, Date of Birth & Mobile Number. This is required to reprint your e-receipt

Name * RAM

Date of Birth * 1/1/2001

Mobile Number * 9123456789

Enter the text as shown in the image *

F3855

Submit Reset Back

Mandatory fields are marked with an asterisk (*)
The payment structure document if available will contain detailed instructions about the online payment process.
Date specified (if any) should be in the format of ddmmyyyy. Eg., 02082008

Address Desktop 8:14 PM 1/29/2015



Joint Entrance Examination Council Uttar Pradesh



STEP 5

After Clicking on SUBMIT the page given below will appear, then 'Verify' your details appearing on the page then 'confirm your transaction' by Clicking on **CONFIRM** (**SUBMIT** करने के पश्चात आपका दिया हुआ विवरण आ जाएगा उसे सत्यापित करने के पश्चात **Confirm** बटन पर क्लिक करें)

The screenshot shows the State Bank of India online payment interface. The browser address bar displays the URL: <https://www.onlinesbi.com/prelogin/lastfivebxndetails.htm>. The page title is "State Bank Group". The main content area is titled "State Bank Collect" and shows a confirmation page for a transaction. The transaction details are as follows:

Verify details and confirm this transaction	
Name	JOINT ENTRANCE EXAMINATION (POLYTECHNIC) - 2015
Category	POLYTECHNIC-2015
APPLICATION NO.	9999001
NAME OF APPLICANT	RAM
NAME OF FATHER	DASHRATH
DOB ddmm/yyyy	01/01/2001
MOBILE NO.	9123456789
APPLICATION FEE	1
Total Amount	INR 1.00
Remarks	

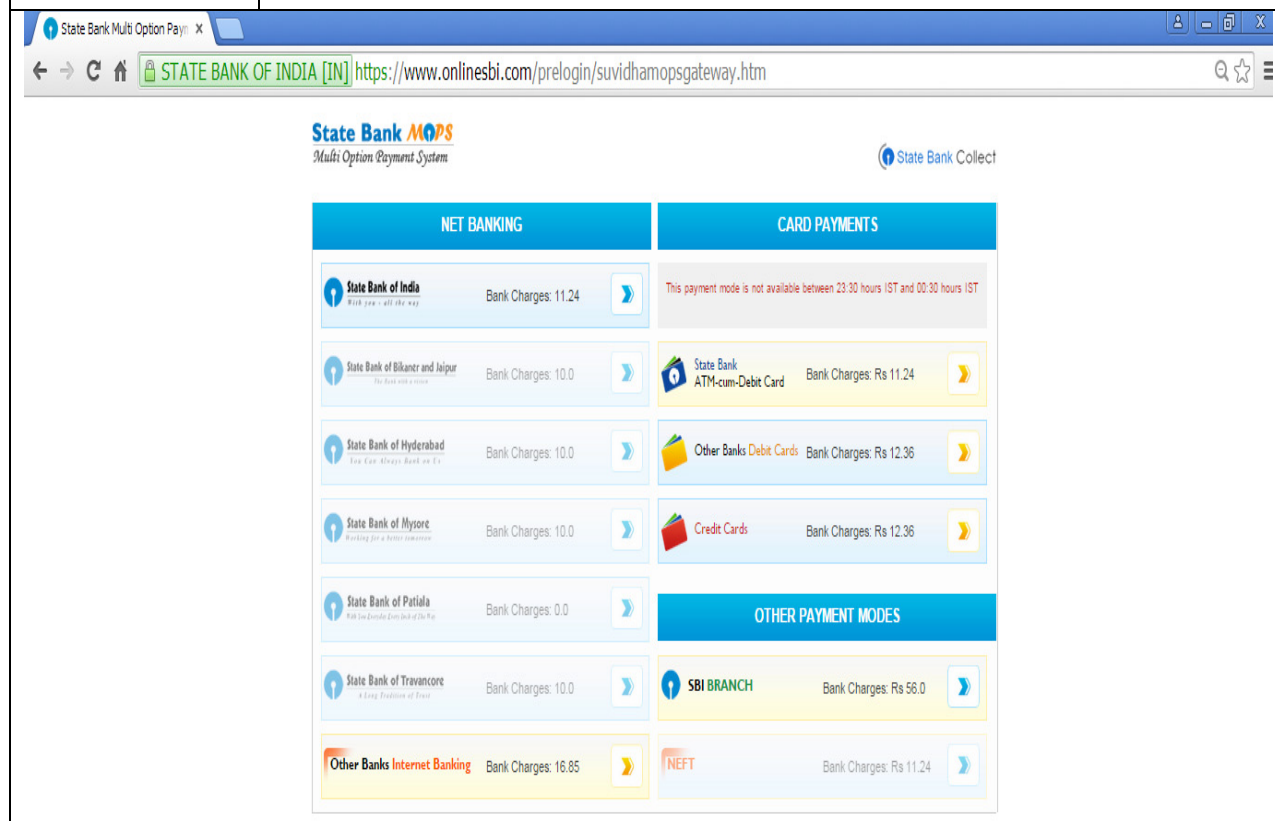
Below the table, there is a lightbulb icon and a message: "Please ensure that you are making the payment to the correct payee." At the bottom right, there are two buttons: "Confirm" and "Cancel".



Joint Entrance Examination Council Uttar Pradesh



STEP 6	After clicking on CONFIRM you will be redirected to the page given below to select the Payment Mode (कन्फर्म बटन पर क्लिक करने के पश्चात भुगतान की प्रणाली चयन करने का पेज आ जाएगा)
--------	---



STEP 6	After clicking on CONFIRM you will be redirected to the page given below to select the Payment Mode (कन्फर्म बटन पर क्लिक करने के पश्चात भुगतान की प्रणाली चयन करने का पेज आ जाएगा)
--------	---